


# USER MANUAL



## DANGER

Warning against hazards that may result in material damage in case of non-observance.

## CAUTION

Risk of injury caused by a falling luminaire.

In case of improper mounting, the luminaire or luminaire elements may fall down and cause personal injuries and material damage.

- X The installation must be performed by a trained skilled electrician only.
- X Mount only on a ceiling which is suitable for mounting.
- X Use suitable screws and dowels only.
- X Use only the delivered fastening elements or other suitable fastening elements available from the manufacturer.
- X Mount all securing elements.

## WARNING

Risk of electrocution due to live components.

In case of incorrect connection, the housing of the luminaire or the wire ropes may carry electric voltage and cause severe injuries.

- X Have the luminaire connected by a skilled electrician only.
- X The luminaire must be connected to a mains supply with protective earth conductor.
- X Connect the grounding cable mounted on the holding plate to the protective earth conductor terminal.

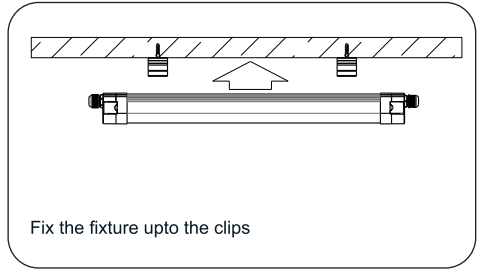
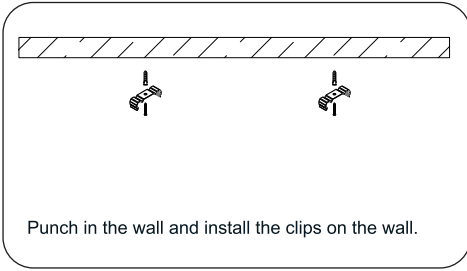
## NOTICE

Material damage if the admissible total power consumption is exceeded.

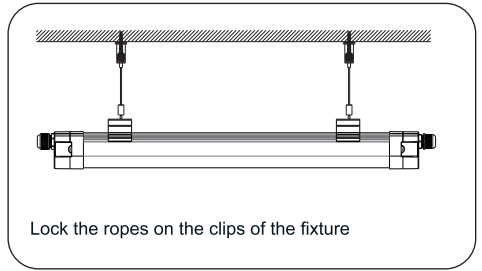
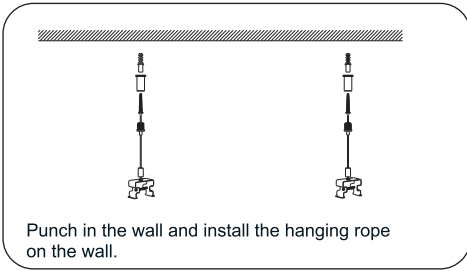
Damage or destruction of the luminaire.

- X Do not daisy chain more than six luminaires.

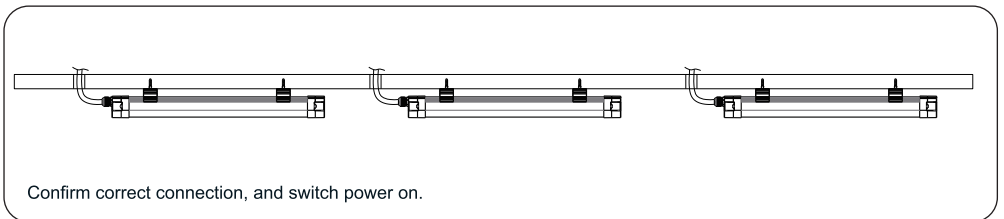
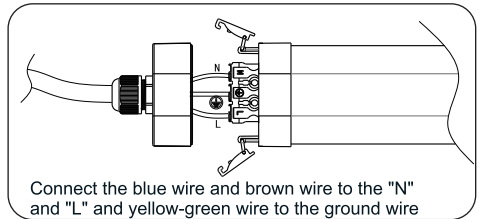
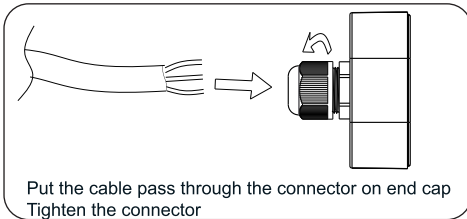
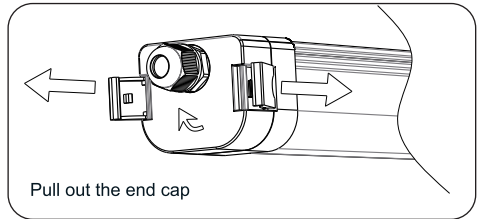
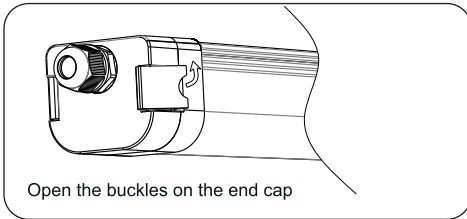
**Surface Mounting Installation**



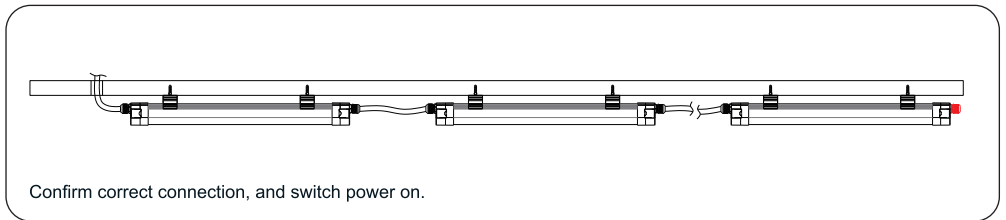
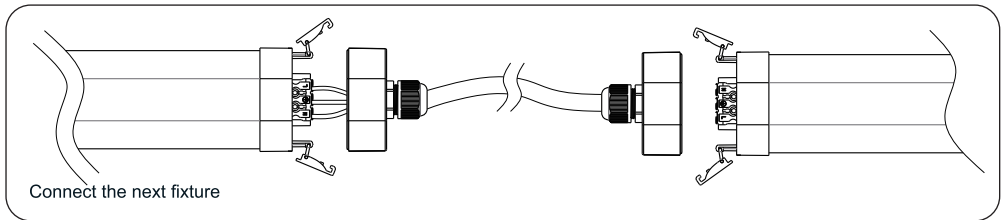
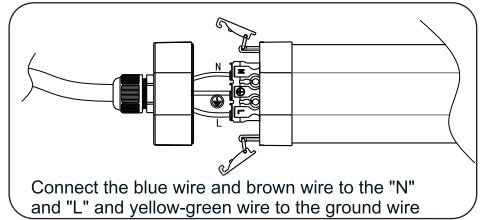
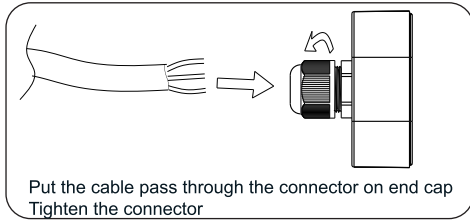
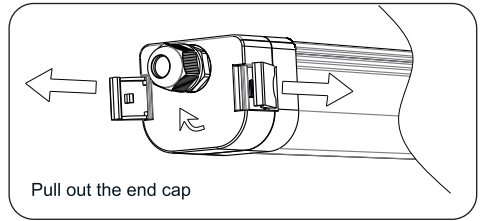
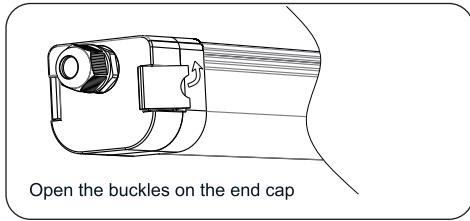
**Suspension**



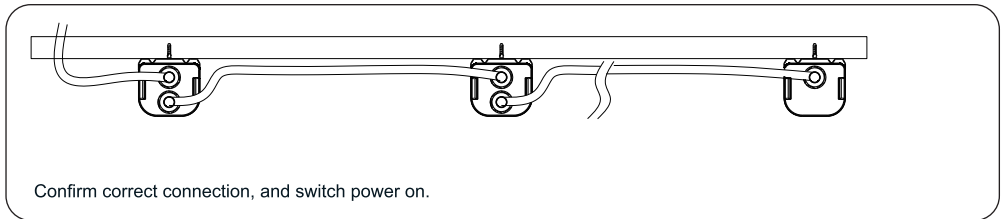
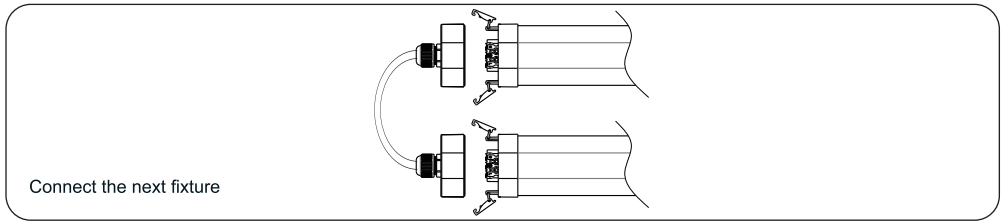
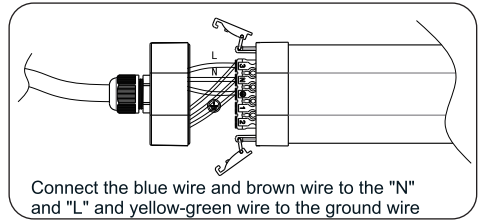
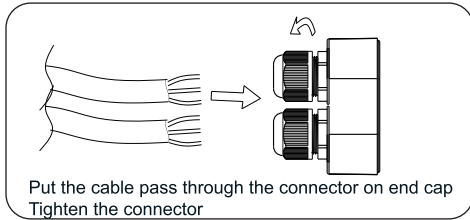
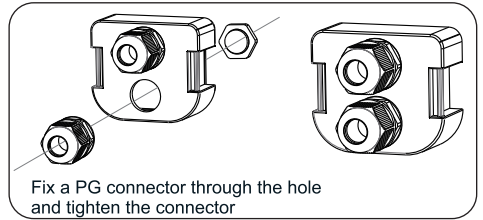
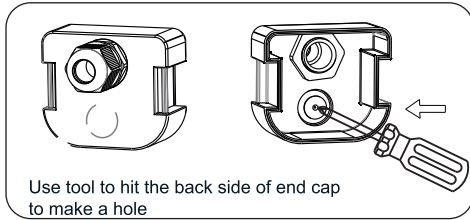
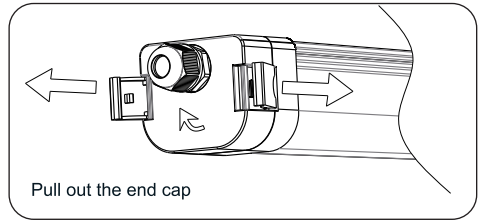
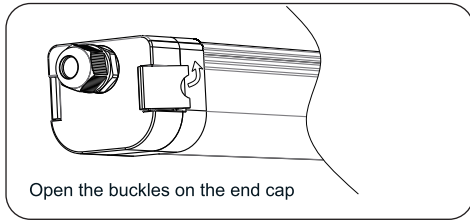
**Wiring (standard)**



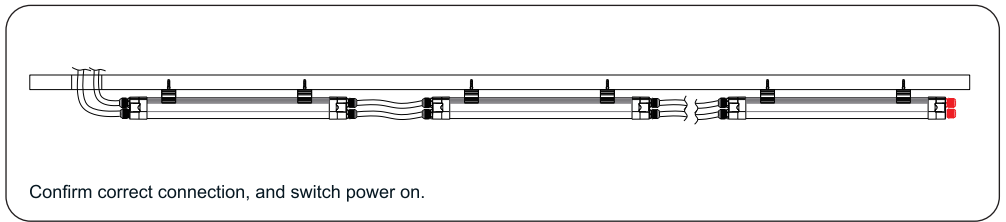
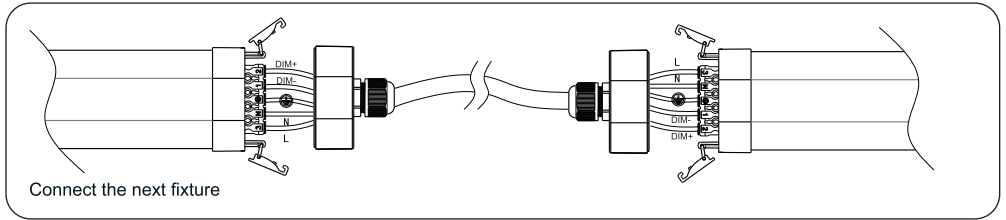
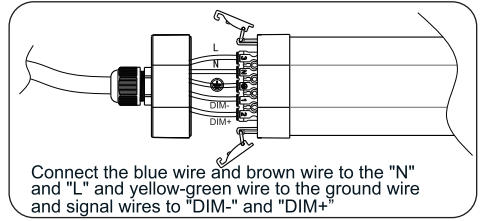
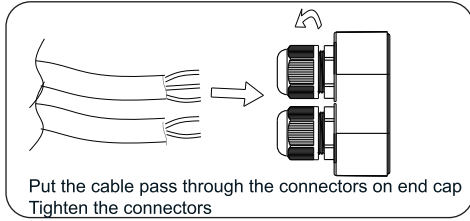
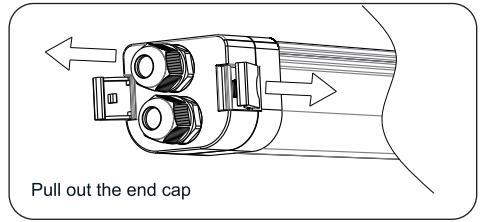
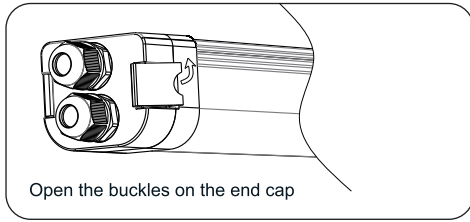
Wiring (Linkable)



Wiring (two cables from single end)



**Wiring (0/1-10V Dimmable & Dali)**

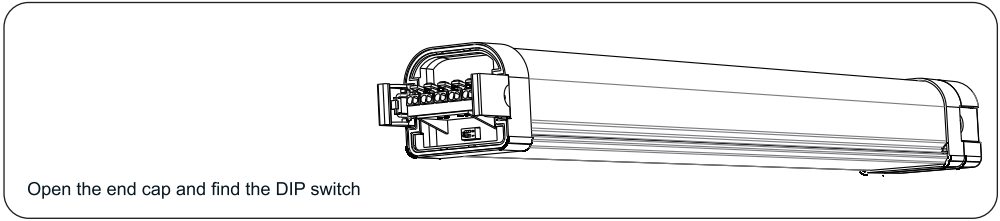
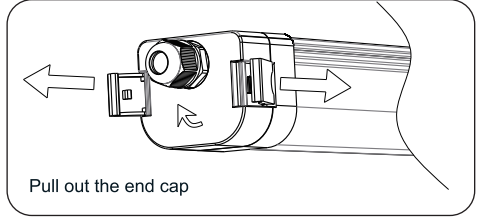
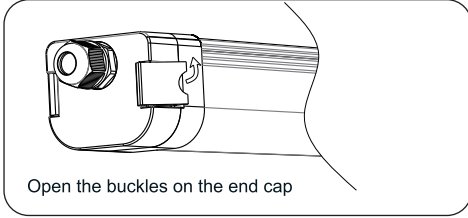


**Loading Capacity**

Model	Loading Quantity/series		Loading Quantity/series		Loading Quantity/series	
	3x1.5mm <sup>2</sup>		3x2.5mm <sup>2</sup>		5x2.5mm <sup>2</sup>	
Volt (input)	230V	110V	230V	110V	230V	110V
20w	120pcs	60pcs	240pcs	120pcs	720pcs	360pcs
40w	60pcs	30pcs	120pcs	60pcs	360pcs	180pcs
60w	40pcs	20pcs	80pcs	40pcs	240pcs	120pcs

**DIP Switch Setting**

By selecting the combination on the DIP switch, the fixture can be precisely setted for different power and brightness



**Power Adjustable**

ON	DIP 1	DIP 2	0.6M	1.2M	1.5m
OFF	OFF	OFF	10W	20W	30W
OFF	ON	ON	14W	25W	40W
ON	OFF	OFF	17W	30W	50W
ON	ON	ON	20W	40W	60W

**CCT Adjustable**

**3000K**      **4500K**      **6000K**

**Caution**

For outdoor installation, please install the lamp horizontally instead of vertically to avoid long-term water accumulation at the lamp plug position, which may cause water ingress.

