



















1. Features




















This product uses WiFi + Bluetooth + 2.4G wireless transmission technology, low power consumption, strong anti-interference ability.

WiFi + Bluetooth connect network can greatly enhance the connect network experience. When the router is disconnected, Bluetooth can also directly connect and control equipment at close range. After successful network configuration using **[MiBoxer Smart]** app to achieve wireless dimming, remote control, group control, scene control, timing control, music movement, biorhythm, sleep plan, wake plan, one key execution, automation, etc. functions. And it supports 2.4G remote control.

Single Color LED Light

- | | |
|---|--|
|  Dim brightness |  Remote control
Control distance 30m |
|  2.4G RF wireless transmission technology |  Smartphone app control |
|  WiFi wireless control support long-range control |  Support third party voice control |
|  Auto-transmitting (only for remote control dimming) |  Group control |
|  Device sharing |  Biorhythm |
|  Tap-to-Run & automation |  Support music rhythm |
|  Timing setting / countdown turn on / off LED light |  Sleep / wakeup plan |
|  Support PUSH dimming |  Support scene customization |
|  Waterproof and dustproof grade IP67 |  Do not disturb mode |

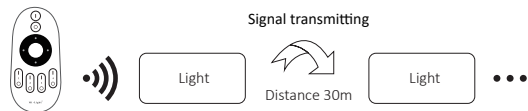
Dual White LED Light

-  Color temperature adjustable
-  Dim brightness
-  2.4G RF wireless transmission technology
-  WiFi wireless control support long-range control
-  Auto-transmitting (only for remote control dimming)
-  Device sharing
-  Tap-to-Run & automation
-  Timing setting / countdown turn on / off LED light
-  Support PUSH dimming
-  Waterproof and dustproof grade IP67
-  Remote control Control distance 30m
-  Smartphone app control
-  Support third party voice control
-  Group control
-  Biorhythm
-  Support music rhythm
-  Sleep / wakeup plan
-  Support scene customization
-  Do not disturb mode

2. Auto transmitting (only for remote control)

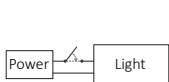
Signal transmitting

One light can transmit the signals from the remote control to another light within 30m, as long as there is a light within 30m, the remote control distance can be limitless.



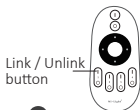
3. Linking Code / Unlinking Code Instructions

Linking Code Instructions



1

Switch off light, after 10 seconds then switch on again.



2

Short press " I " button 3 times within 3 seconds when light on.



3

Lights blink 3 times slowly means linking is done successfully.



Linking failed if light is not blinking slowly, Please follow above steps again.
(Note: Light that have linked can't link again)

Unlinking Code Instructions



1

Switch off light, after 10 seconds then switch on again.



2

Short press " I " button 5 times within 3 seconds when light on.



3

Lights blink 10 times quickly means unlinking is done successfully.



Unlinking failed if light is not blinking quickly, Please follow above steps again.
(Note: Light haven't linked that don't need to unlink)

4. PUSH dimming

Short press push switch:

- Turn on or turn off light.

Long press push switch:

- Stepless dimming brightness.
- Long press / release and long press again to increase or decrease brightness.

5. Smartphone app control

1. Download and install [MiBoxer Smart] or [Tuya Smart] app

Search for [MiBoxer Smart] or [Tuya Smart] in Apple or Google store or scan following QR code to download and install the app.

Please click " Register " button to create account while using it in the first time, Log in directly if you already had account.



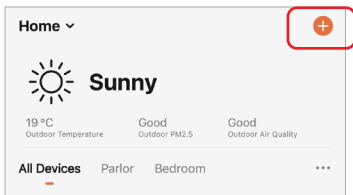
MiBoxer Smart



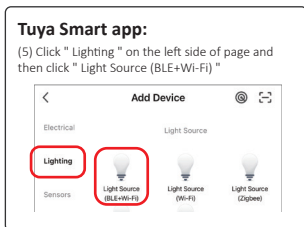
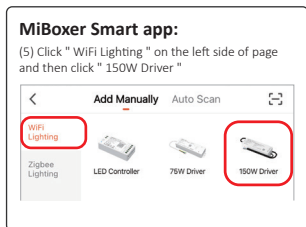
Tuya Smart

2. Network Configuration

- (1) Connect controller with power supply.
- (2) Confirm indicator light is flashing quickly (2 flashes per second), Please power off and power on controller three times if the indicator not flashes quickly
- (3) Connect phone with home WiFi network in the 2.4GHz frequency.



- (4) Open homepage of app and click " + " button at the upper right corner of page.



- (6) Follow app prompts to complete configuration.

6. Scan QR code to watch video instruction



Smartphone app control
(FUT035W-FUT039W video)



Third party voice control

7. Attention

1. Please check whether the voltage of the power supply is in accordance with the light, and please check the connection of both the cathode and anode, otherwise the light will be broken.
2. Please don't connect wires with power on. Please turn on again only when it is in right connection and no short circuit.
3. Non-professional user cannot dismantle the lighting fixtures directly.
4. Please do not use the light in the place with widely range metal area or strong electromagnetic wave nearby, otherwise, the remote distance will be seriously affected.

Compatible with these remote controls (Purchased separately)



FUT006



FUT007



B1 / B1-B / T1



B2 / T2



K1 / K1-B



FUT087
FUT087-B



S1-B / S1-W
S1-G

Made in China

