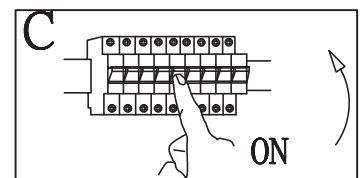
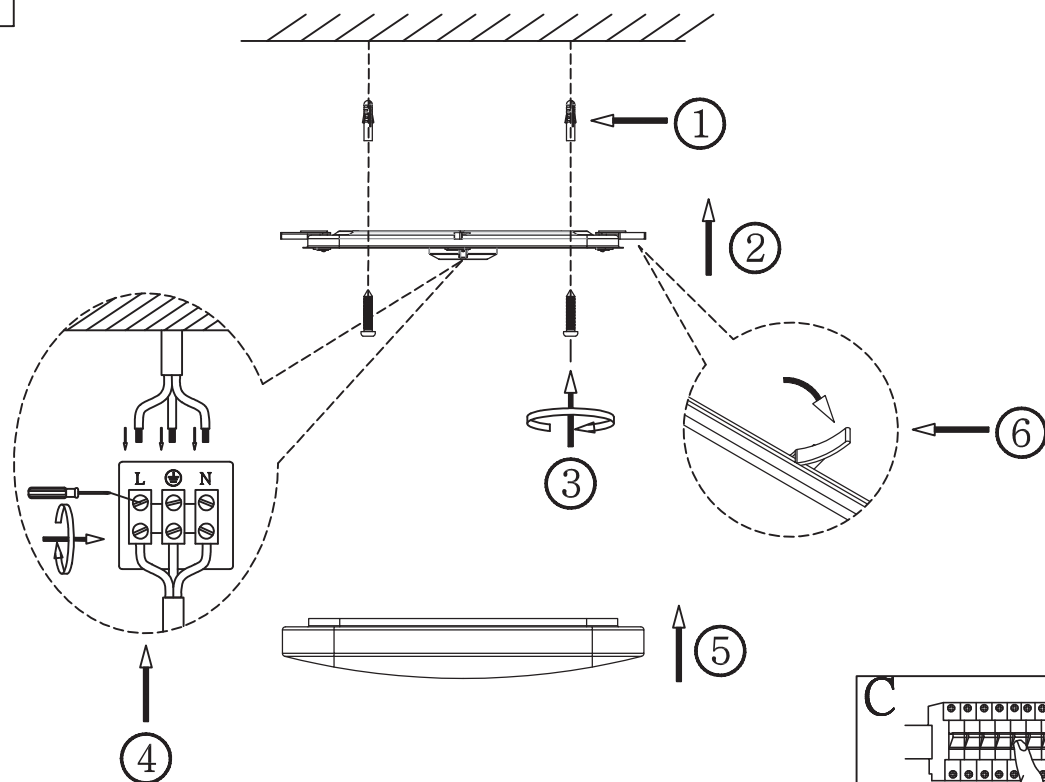


rabalux®

4682

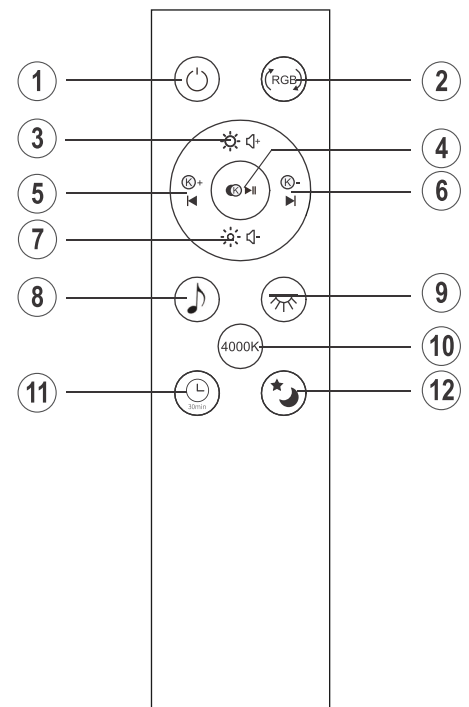
B



Remote control and Bluetooth user manual

1. IR Remote control

- | | |
|---|--|
| ① Turn on/Turn off | ② RGB switch modes |
| ③ + Voice/Brightness | ④ Play/Pause |
| ⑤ +Cooler/Last song | ⑥ -Warmer/Next song |
| ⑦ - Voice/Brightness | ⑧ Press it, ③④⑤⑥⑦ buttons can be control music |
| ⑨ Press it, ③④⑤⑥⑦ buttons can be control brightness and color temperature | ⑩ 4000K |
| ⑪ Timer: 30min | ⑫ Night light |



2. Bluetooth

Open bluetooth and find the "iLink" and connect it successfully, then can be control the speaker/music

3. iLink App

Download the "iLink" APP, connect the bluetooth, then enter the operation page (can be control the Lamp, Color temperature and Profiles except Music)

Noted: Detector must be aim to the remote control